



Wakefield Park Raceway

Round 3 : April 16 - 18



ALPINESTARS SUPERBIKE CHAMPIONSHIP



Date: 18/04/21
 Event: R14
 Weather: Mostly sunny - Temp: 18.7C
 Track: Dry - Temp: 30.5C

Race 2

Started at: 15:23:58
 Laps: 20
 Starters: 21
 Printed at: 16:12


PROVISIONAL CLASSIFICATION

Pos	No	Name	Class	Machine	Laps	Race Time	Behind Leader	Behind Prev	Fastest Lap	On Lap
1	17	Troy HERFOSS (QLD) / Penrite Honda Racing		Honda CBR RR	20	19:10.686			57.012	19
2	1	Wayne MAXWELL (VIC) / Boost Mobile with K-Tech		Ducati V4R	20	19:10.772	.086	.086	56.966	2
3	46	Mike JONES (QLD) / DesmoSport Ducati		Ducati V4R	20	19:13.399	2.713	2.627	57.070	3
4	65	Cru HALLIDAY (NSW) / Yamaha Racing Team		Yamaha YZF-R1	20	19:24.657	13.971	11.258	57.273	4
5	14	Glenn ALLERTON (NSW) / Maxima Racing Oils BMW		BMW S RR	20	19:28.188	17.502	3.531	57.444	4
6	67	Bryan STARING (WA) / Kawasaki BCperformance		Kawasaki ZX10RR 1000	20	19:30.078	19.392	1.890	57.663	3
7	32	Oli BAYLISS (QLD) / DesmoSport Ducati	R	Ducati V4R	20	19:30.092	19.406	.014	57.653	2
8	83	Lachlan EPIS (NSW) / Maxima Racing Oils BMW		BMW S RR	20	19:32.507	21.821	2.415	57.508	4
9	61	Arthur SISSIS (SA) / Unitech Racing / Yamaha YRD / Remo Contractors / SA Profiling		Yamaha YZF-R1	20	19:35.210	24.524	2.703	57.608	3
10	13	Anthony WEST (QLD) / MotoGo Yamaha		Yamaha YZF-R1	20	19:39.680	28.994	4.470	58.168	5
11	3	Jed METCHER (VIC) / Metcher Motorsport / Siemec / Fusport / Yamaha / YRD / Yamalube		Yamaha YZF-R1	20	19:45.316	34.630	5.636	58.334	3
12	12	Matt WALTERS (NSW) / Kawasaki Connection / Kawasaki Aust. / Rover Coaches / Pirelli / AGV / Motul		Kawasaki ZX10RR 1000	20	19:50.686	40.000	5.370	58.282	3
13	16	Luke JHONSTON (VIC) / MotoGo Yamaha / Bike Vault Castlemaine / Taichi Leathers / AGV Helmets	R	Yamaha YZF-R1	20	19:56.682	45.996	5.996	58.638	2
14	333	Yannis SHAW (NSW) / Team Specialist Suzuki		Suzuki GSXR	19	19:19.448	1 Lap		58.957	2
15	37	Michael EDWARDS (QLD) / Northstar Yamaha / Addicted To Track		Yamaha YZF-R1	19	19:26.494	1 Lap	7.046	1:00.036	2
16	11	Philip CZAJ (VIC) / 11M / Peter Stevens M-cycles / Yamaha Aust. / SC Project Oceania / 4SR		Yamaha YZF-R1	19	19:44.597	1 Lap	18.103	1:00.293	3
17	78	Nathan SPITERI (VIC) / ProGP Racing / Livson / PTR / Alpinestar / The Grinning Dingo		Suzuki GSXR	19	19:50.621	1 Lap	6.024	1:01.142	3
18	33	Hamish McMURRAY (NSW) / Six Ways From Sunday / Dunlop		Kawasaki ZX10RR 1000	19	19:59.514	1 Lap	8.893	1:01.931	16
19	2	Mark CHiodo (VIC)		Yamaha YZF-R1	19	20:07.257	1 Lap	7.743	58.535	2
DNF	85	Sash SAVIN (VIC)		Yamaha YZF-R1	6	6:32.039	13 Laps		1:02.363	2
DNF	21	Josh WATERS (VIC) / Kawasaki BCperformance		Kawasaki ZX10RR 1000	3	3:03.180	16 Laps		58.973	2


Fastest Lap was 56.966 by Wayne MAXWELL (VIC)

Current race lap record for SBK class - 56.787 by Wayne MAXWELL (VIC) on a Ducati V4R set on 17/04/21

The results are provisional until the end of the time limit for protests and appeals.


 Chief Timekeeper - Scott Laing


 Race Director - Tom Williams


 Clerk of Course - Paul Hinds



www.computime.com.au
 COMPUTIME RACE TIMING SYSTEMS PTY LTD





Wakefield Park Raceway

Round 3 : April 16 - 18



ALPINESTARS SUPERBIKE CHAMPIONSHIP

Race 2


Date: 18/04/21
 Event: R14
 Weather: Mostly sunny - Temp: 18.7C
 Track: Dry - Temp: 30.5C


Started at: 15:23:58
 Laps: 20
 Starters: 21
 Printed at: 16:12


PROVISIONAL LAP TIMES

No	Name	Lap 1	Lap 2	Lap 3	Lap 4	Lap 5	Lap 6	Lap 7	Lap 8	Lap 9	Lap 10
1	Wayne MAXWELL (VIC)	1:01.550	56.966	57.097	57.222	57.254	56.966	57.185	57.065	56.967	57.095
10		57.270	57.514	57.378	57.248	57.566	57.406	57.671	57.449	57.667	58.236
2	Mark CHIODO (VIC)	1:05.240	58.535	59.063	1:56.886	1:04.439	1:00.440	59.685	59.913	59.511	59.513
10		59.752	59.642	59.920	1:00.078	1:00.529	59.968	1:00.630	1:00.821	1:02.692	
3	Jed METCHER (VIC)	1:04.932	58.511	58.334	58.395	58.609	58.749	58.470	59.249	58.704	59.027
10		59.016	58.671	58.828	58.820	59.172	59.719	59.088	59.065	1:00.544	59.413
11	Philip CZAJ (VIC)	1:08.329	1:00.360	1:00.293	1:00.642	1:01.767	1:01.196	1:01.459	1:01.396	1:01.208	1:01.405
10		1:01.382	1:02.105	1:07.914	1:03.397	1:03.197	1:02.362	1:01.675	1:02.365	1:02.145	
12	Matt WALTERS (NSW)	1:04.832	58.518	58.282	58.477	58.592	58.602	59.078	59.692	59.261	59.328
10		59.168	59.194	59.115	59.362	59.275	59.585	59.467	59.945	1:00.223	1:00.690
13	Anthony WEST (QLD)	1:05.728	58.341	59.005	58.338	58.168	58.217	58.723	59.370	58.364	58.475
10		58.716	58.851	58.572	58.679	58.329	58.783	58.677	58.634	58.962	58.748
14	Glenn ALLERTON (NSW)	1:02.750	57.519	57.551	57.444	57.646	58.098	57.781	57.602	57.717	58.005
10		58.250	58.084	58.841	58.721	58.597	58.574	58.625	58.681	58.625	59.077
16	Luke JHONSTON (VIC)	1:05.998	58.638	58.674	59.223	58.712	59.145	59.511	59.317	59.272	59.449
10		59.536	59.466	59.728	59.761	59.832	59.872	59.777	59.844	1:00.280	1:00.647
17	Troy HERFOSS (QLD)	1:01.902	57.150	57.034	57.234	57.156	57.232	57.391	57.129	57.343	57.443
10		57.249	57.556	57.375	57.519	57.265	57.277	57.284	57.195	57.012	57.940
21	Josh WATERS (VIC)	1:04.527	58.973	59.680							
32	Oli BAYLISS (QLD)	1:03.750	57.653	57.693	57.709	57.988	58.133	58.197	57.741	58.204	58.255
10		58.223	58.002	58.336	58.946	58.623	58.524	58.244	58.431	58.748	58.692
33	Hamish McMURRAY (NSW)	1:10.331	1:03.019	1:02.524	1:02.759	1:02.696	1:02.793	1:02.713	1:02.241	1:02.025	1:03.026
10		1:02.589	1:02.793	1:03.969	1:03.656	1:03.484	1:01.931	1:02.244	1:02.658	1:02.063	
37	Michael EDWARDS (QLD)	1:07.301	1:00.036	1:00.253	1:00.621	1:00.517	1:00.825	1:00.753	1:00.706	1:01.107	1:00.979
10		1:00.997	1:00.672	1:01.224	1:01.363	1:01.797	1:04.074	1:01.266	1:01.523	1:00.480	
46	Mike JONES (QLD)	1:01.654	57.105	57.070	57.130	57.300	57.279	57.128	57.262	57.294	57.413
10		57.441	57.557	57.979	57.588	57.275	57.741	57.769	57.561	57.809	58.044
61	Arthur SISSIS (SA)	1:04.072	57.860	57.608	57.827	58.065	57.980	58.088	57.877	58.235	58.149
10		58.352	58.536	58.839	59.395	58.447	58.847	59.319	58.885	59.246	59.583
65	Cru HALLIDAY (NSW)	1:02.565	57.328	57.669	57.273	57.960	57.815	57.681	57.660	57.725	57.815
10		57.800	57.794	58.568	58.203	58.173	58.085	58.413	58.496	58.456	59.178
67	Bryan STARING (WA)	1:03.262	57.869	57.663	57.677	57.744	57.728	58.106	58.127	58.248	58.282
10		58.273	58.374	58.397	58.985	58.705	58.789	58.525	58.243	58.623	58.458
78	Nathan SPITERI (VIC)	1:08.411	1:01.462	1:01.142	1:01.541	1:01.554	1:01.756	1:02.061	1:01.975	1:01.684	1:01.628
10		1:02.192	1:06.432	1:04.142	1:02.882	1:02.764	1:01.980	1:01.787	1:02.296	1:02.932	
83	Lachlan EPIS (NSW)	1:03.107	57.807	57.812	57.508	57.656	57.871	58.031	58.217	58.541	58.463
10		58.452	58.686	58.474	58.762	58.593	58.695	58.683	58.684	58.861	59.604
85	Sash SAVIN (VIC)	1:17.970	1:02.363	1:02.632	1:03.445	1:03.048	1:02.581				
333	Yannis SHAW (NSW)	1:07.019	58.957	59.167	1:00.176	59.438	1:00.659	1:00.057	1:01.336	1:00.013	1:00.214
10		1:00.563	1:00.356	1:00.814	1:00.601	1:00.331	1:00.379	1:00.392	1:01.005	1:07.971	

The results are provisional until the end of the time limit for protests and appeals.


 Chief Timekeeper - Scott Laing


 Race Director - Tom Williams


 Clerk of Course - Paul Hinds





Wakefield Park Raceway

Round 3 : April 16 - 18



ALPINESTARS SUPERBIKE CHAMPIONSHIP

Race 2



Date: 18/04/21
 Event: R14
 Weather: Mostly sunny - Temp: 18.7C
 Track: Dry - Temp: 30.5C

Started at: 15:23:58
 Laps: 20
 Starters: 21
 Printed at: 16:12

PROVISIONAL SPLIT TIMES

Lap	Split 1	Split 2	Split 3	Lap Time	Lap	Split 1	Split 2	Split 3	Lap Time
1 Wayne MAXWELL (VIC) (2nd)					2	16.007	22.380	20.124	58.511
1	19.740	22.152	19.658	1:01.550	3	15.879	20.357	20.098	58.334
2	15.314	22.009	19.643	56.966	4	15.852	22.378	20.165	58.395
3	15.470	21.908	19.719	57.097	5	15.874	22.417	20.318	58.609
4	15.479	21.982	19.761	57.222	6	15.880	22.489	20.380	58.749
5	15.537	21.927	19.790	57.254	7	15.784	22.436	20.250	58.470
6	15.371	21.870	19.725	56.966	8	15.929	23.133	20.187	59.249
7	15.382	21.932	19.871	57.185	9	15.796	22.686	20.222	58.704
8	15.453	21.952	19.660	57.065	10	15.655	23.055	20.317	59.027
9	15.414	21.868	19.685	56.967	11	15.959	22.692	20.365	59.016
10	15.319	21.996	19.780	57.095	12	15.735	22.682	20.254	58.671
11	15.469	21.953	19.848	57.270	13	15.986	22.649	20.193	58.828
12	15.519	22.103	19.892	57.514	14	15.886	22.674	20.260	58.820
13	15.509	22.091	19.778	57.378	15	15.985	22.879	20.308	59.172
14	15.456	22.081	19.711	57.248	16	16.481	22.912	20.326	59.719
15	15.555	22.182	19.829	57.566	17	16.000	22.800	20.288	59.088
16	15.536	22.092	19.778	57.406	18	16.046	22.725	20.294	59.065
17	15.796	22.099	19.776	57.671	19	16.051	23.261	21.232	1:00.544
18	15.470	22.149	19.830	57.449	20	16.086	22.987	20.340	59.413
19	15.592	22.200	19.875	57.667					
20	15.586	22.736	19.914	58.236					
2 Mark CHIODO (VIC) (19th)					11 Philip CZAJ (VIC) (16th)				
1	21.551	23.302	20.387	1:05.240	1	23.223	24.088	21.018	1:08.329
2	15.930	22.430	20.175	58.535	2	16.541	23.082	20.737	1:00.360
3	15.922	22.606	20.535	59.063	3	16.307	23.267	20.719	1:00.293
4	55.264	30.009	31.613	1:56.886	4	16.505	23.427	20.710	1:00.642
5	18.261	24.929	21.249	1:04.439	5	17.067	23.759	20.941	1:01.767
6	16.563	23.307	20.570	1:00.440	6	16.552	23.637	21.007	1:01.196
7	16.177	22.939	20.569	59.685	7	17.003	23.476	20.980	1:01.459
8	16.319	23.087	20.507	59.913	8	16.839	23.630	20.927	1:01.396
9	16.136	22.910	20.465	59.511	9	16.555	23.491	21.162	1:01.208
10	16.097	22.839	20.577	59.513	10	16.552	23.617	21.236	1:01.405
11	16.125	23.113	20.514	59.752	11	16.562	23.559	21.261	1:01.382
12	16.147	23.091	20.404	59.642	12	16.696	23.733	21.676	1:02.105
13	16.192	23.164	20.564	59.920	13	17.003	24.100	26.811	1:07.914
14	16.419	23.073	20.586	1:00.078	14	16.961	23.771	22.665	1:03.397
15	16.476	23.456	20.597	1:00.529	15	18.283	23.864	21.050	1:03.197
16	16.329	23.127	20.512	59.968	16	17.191	23.800	21.371	1:02.362
17	16.443	23.488	20.699	1:00.630	17	16.585	23.650	21.440	1:01.675
18	16.535	23.658	20.628	1:00.821	18	16.733	24.120	21.512	1:02.365
19	17.048	23.658	21.986	1:02.692	19	16.800	23.936	21.409	1:02.145
3 Jed METCHER (VIC) (11th)					12 Matt WALTERS (NSW) (12th)				
1	21.429	23.122	20.381	1:04.932	1	21.215	23.289	20.328	1:04.832
					2	15.783	22.460	20.275	58.518
					3	15.720	22.412	20.150	58.282

Scott Laing
 Chief Timekeeper - Scott Laing

Tom Williams
 Race Director - Tom Williams

Paul Hinds
 Clerk of Course - Paul Hinds



www.computime.com.au
 COMPUTIME RACE TIMING SYSTEMS PTY LTD





Wakefield Park Raceway

Round 3 : April 16 - 18



ALPINESTARS SUPERBIKE CHAMPIONSHIP



Race 2

Date: 18/04/21
 Event: R14
 Weather: Mostly sunny - Temp: 18.7C
 Track: Dry - Temp: 30.5C

Started at: 15:23:58
 Laps: 20
 Starters: 21
 Printed at: 16:12

PROVISIONAL SPLIT TIMES

Lap	Split 1	Split 2	Split 3	Lap Time	Lap	Split 1	Split 2	Split 3	Lap Time
4	15.718	22.445	20.314	58.477	5	15.510	22.064	20.072	57.646
5	15.734	22.556	20.302	58.592	6	15.669	22.244	20.185	58.098
6	15.790	22.526	20.286	58.602	7	15.455	22.254	20.072	57.781
7	15.723	22.622	20.733	59.078	8	15.450	22.107	20.045	57.602
8	16.046	22.989	20.657	59.692	9	15.478	22.179	20.060	57.717
9	16.147	22.754	20.360	59.261	10	15.555	22.381	20.069	58.005
10	16.135	22.676	20.517	59.328	11	15.576	22.490	20.184	58.250
11	15.918	22.822	20.428	59.168	12	15.467	22.469	20.148	58.084
12	15.917	22.847	20.430	59.194	13	15.567	22.996	20.278	58.841
13	15.866	22.656	20.593	59.115	14	15.792	22.614	20.315	58.721
14	15.962	22.845	20.555	59.362	15	15.739	22.669	20.189	58.597
15	15.992	22.813	20.470	59.275	16	15.752	22.593	20.229	58.574
16	15.987	22.886	20.712	59.585	17	15.750	22.675	20.200	58.625
17	15.920	22.855	20.692	59.467	18	15.765	22.583	20.333	58.681
18	16.192	22.986	20.767	59.945	19	15.689	22.623	20.313	58.625
19	16.134	23.063	21.026	1:00.223	20	15.859	22.805	20.413	59.077
20	16.373	23.262	21.055	1:00.690					

13 Anthony WEST (QLD) (10th)

1	21.645	23.782	20.301	1:05.728
2	15.719	22.354	20.268	58.341
3	15.898	22.635	20.472	59.005
4	15.810	22.288	20.240	58.338
5	15.692	22.295	20.181	58.168
6	15.672	22.190	20.355	58.217
7	15.864	22.245	20.614	58.723
8	16.078	22.964	20.328	59.370
9	15.884	22.270	20.210	58.364
10	15.653	22.515	20.307	58.475
11	15.875	22.492	20.349	58.716
12	15.836	22.523	20.492	58.851
13	15.969	22.369	20.234	58.572
14	15.807	22.496	20.376	58.679
15	15.749	22.268	20.312	58.329
16	16.047	22.449	20.287	58.783
17	15.837	22.304	20.536	58.677
18	15.929	22.376	20.329	58.634
19	15.875	22.592	20.495	58.962
20	15.890	22.474	20.384	58.748

16 Luke JHONSTON (VIC) (13th)

1	21.363	24.398	20.237	1:05.998
2	15.867	22.649	20.122	58.638
3	15.827	22.547	20.300	58.674
4	16.192	22.694	20.337	59.223
5	15.829	22.584	20.299	58.712
6	15.907	22.756	20.482	59.145
7	15.903	22.902	20.706	59.511
8	15.803	22.953	20.561	59.317
9	15.915	22.905	20.452	59.272
10	15.868	22.923	20.658	59.449
11	15.910	23.012	20.614	59.536
12	15.886	23.049	20.531	59.466
13	15.939	23.115	20.674	59.728
14	16.028	23.070	20.663	59.761
15	16.012	23.273	20.547	59.832
16	16.093	23.138	20.641	59.872
17	16.033	23.157	20.587	59.777
18	16.009	23.249	20.586	59.844
19	16.076	23.458	20.746	1:00.280
20	16.313	23.370	20.964	1:00.647

14 Glenn ALLERTON (NSW) (5th)

1	20.554	22.273	19.923	1:02.750
2	15.549	22.115	19.855	57.519
3	15.451	22.222	19.878	57.551
4	15.414	22.090	19.940	57.444

17 Troy HERFOSS (QLD) (1st)

1	19.874	22.269	19.759	1:01.902
2	15.451	22.022	19.677	57.150
3	15.319	22.035	19.680	57.034
4	15.418	22.020	19.796	57.234
5	15.409	22.056	19.691	57.156

Scott Laing
 Chief Timekeeper - Scott Laing

Tom Williams
 Race Director - Tom Williams

Paul Hinds
 Clerk of Course - Paul Hinds





Wakefield Park Raceway

Round 3 : April 16 - 18



ALPINESTARS SUPERBIKE CHAMPIONSHIP

Race 2

Date: 18/04/21
 Event: R14
 Weather: Mostly sunny - Temp: 18.7C
 Track: Dry - Temp: 30.5C

Started at: 15:23:58
 Laps: 20
 Starters: 21
 Printed at: 16:12

PROVISIONAL SPLIT TIMES

Lap	Split 1	Split 2	Split 3	Lap Time	Lap	Split 1	Split 2	Split 3	Lap Time
6	15.409	22.096	19.727	57.232	2	16.829	24.381	21.809	1:03.019
7	15.419	21.989	19.983	57.391	3	16.806	24.167	21.551	1:02.524
8	15.294	22.063	19.772	57.129	4	16.775	24.418	21.566	1:02.759
9	15.330	22.079	19.934	57.343	5	16.853	24.240	21.603	1:02.696
10	15.500	22.149	19.794	57.443	6	16.936	24.145	21.712	1:02.793
11	15.340	22.061	19.848	57.249	7	16.997	24.167	21.549	1:02.713
12	15.401	22.270	19.885	57.556	8	16.717	24.044	21.480	1:02.241
13	15.596	22.016	19.763	57.375	9	16.671	23.984	21.370	1:02.025
14	15.554	22.134	19.831	57.519	10	16.636	23.987	22.403	1:03.026
15	15.377	22.046	19.842	57.265	11	16.841	23.918	21.830	1:02.589
16	15.337	22.073	19.867	57.277	12	16.974	24.324	21.495	1:02.793
17	15.546	21.980	19.758	57.284	13	18.201	24.175	21.593	1:03.969
18	15.308	22.033	19.854	57.195	14	16.637	24.164	22.855	1:03.656
19	15.280	22.014	19.718	57.012	15	17.750	24.199	21.535	1:03.484
20	15.507	22.422	20.011	57.940	16	16.542	23.938	21.451	1:01.931
					17	16.741	23.970	21.533	1:02.244
					18	16.688	24.159	21.811	1:02.658
					19	16.640	23.914	21.509	1:02.063
21 Josh WATERS (VIC) (DNF)									
1	21.047	23.210	20.270	1:04.527					
2	15.790	22.589	20.594	58.973					
3	15.977	22.975	20.728	59.680					
32 Oli BAYLISS (QLD) (7th)					37 Michael EDWARDS (QLD) (15th)				
1	20.884	22.841	20.025	1:03.750	1	22.216	24.091	20.994	1:07.301
2	15.538	22.373	19.742	57.653	2	16.140	23.229	20.667	1:00.036
3	15.588	22.290	19.815	57.693	3	16.096	23.430	20.727	1:00.253
4	15.644	22.269	19.796	57.709	4	16.306	23.384	20.931	1:00.621
5	15.494	22.468	20.026	57.988	5	16.191	23.365	20.961	1:00.517
6	15.645	22.493	19.995	58.133	6	16.346	23.447	21.032	1:00.825
7	15.840	22.383	19.974	58.197	7	16.362	23.404	20.987	1:00.753
8	15.576	22.334	19.831	57.741	8	16.435	23.481	20.790	1:00.706
9	15.764	22.461	19.979	58.204	9	16.703	23.454	20.950	1:01.107
10	15.784	22.520	19.951	58.255	10	16.527	23.505	20.947	1:00.979
11	15.783	22.487	19.953	58.223	11	16.647	23.473	20.877	1:00.997
12	15.739	22.353	19.910	58.002	12	16.427	23.511	20.734	1:00.672
13	15.760	22.451	20.125	58.336	13	16.650	23.564	21.010	1:01.224
14	16.327	22.507	20.112	58.946	14	16.705	23.745	20.913	1:01.363
15	15.806	22.421	20.396	58.623	15	16.695	23.936	21.166	1:01.797
16	15.723	22.519	20.282	58.524	16	18.953	24.036	21.085	1:04.074
17	15.601	22.597	20.046	58.244	17	16.515	23.467	21.284	1:01.266
18	15.752	22.530	20.149	58.431	18	16.635	23.677	21.211	1:01.523
19	15.826	22.713	20.209	58.748	19	16.395	23.381	20.704	1:00.480
20	15.724	22.656	20.312	58.692					
33 Hamish McMURRAY (NSW) (18th)					46 Mike JONES (QLD) (3rd)				
1	23.961	24.472	21.898	1:10.331	1	19.560	22.206	19.888	1:01.654
					2	15.480	21.961	19.664	57.105
					3	15.448	22.045	19.577	57.070
					4	15.423	22.077	19.630	57.130

Scott Laing
 Chief Timekeeper - Scott Laing

Tom Williams
 Race Director - Tom Williams

Paul Hinds
 Clerk of Course - Paul Hinds





Wakefield Park Raceway

Round 3 : April 16 - 18



ALPINESTARS SUPERBIKE CHAMPIONSHIP



Race 2

Date: 18/04/21
 Event: R14
 Weather: Mostly sunny - Temp: 18.7C
 Track: Dry - Temp: 30.5C

Started at: 15:23:58
 Laps: 20
 Starters: 21
 Printed at: 16:12

PROVISIONAL SPLIT TIMES

Lap	Split 1	Split 2	Split 3	Lap Time	Lap	Split 1	Split 2	Split 3	Lap Time
5	15.576	22.055	19.669	57.300	6	15.573	22.275	19.967	57.815
6	15.493	22.101	19.685	57.279	7	15.481	22.326	19.874	57.681
7	15.361	22.121	19.646	57.128	8	15.482	22.269	19.909	57.660
8	15.492	22.031	19.739	57.262	9	15.474	22.269	19.982	57.725
9	15.486	22.106	19.702	57.294	10	15.583	22.346	19.886	57.815
10	15.461	22.196	19.756	57.413	11	15.519	22.314	19.967	57.800
11	15.505	22.116	19.820	57.441	12	15.508	22.311	19.975	57.794
12	15.469	22.234	19.854	57.557	13	16.043	22.449	20.076	58.568
13	15.971	22.305	19.703	57.979	14	15.519	22.449	20.235	58.203
14	15.699	22.222	19.667	57.588	15	15.588	22.460	20.125	58.173
15	15.509	22.085	19.681	57.275	16	15.656	22.466	19.963	58.085
16	15.631	22.364	19.746	57.741	17	15.681	22.623	20.109	58.413
17	15.622	22.343	19.804	57.769	18	15.714	22.616	20.166	58.496
18	15.570	22.239	19.752	57.561	19	15.716	22.499	20.241	58.456
19	15.654	22.325	19.830	57.809	20	15.907	22.778	20.493	59.178
20	15.801	22.353	19.890	58.044					

61 Arthur SISSIS (SA) (9th)

1	20.841	22.676	20.555	1:04.072
2	15.657	22.318	19.885	57.860
3	15.604	22.139	19.865	57.608
4	15.602	22.297	19.928	57.827
5	15.750	22.291	20.024	58.065
6	15.602	22.328	20.050	57.980
7	15.720	22.368	20.000	58.088
8	15.612	22.316	19.949	57.877
9	15.643	22.463	20.129	58.235
10	15.718	22.336	20.095	58.149
11	15.731	22.568	20.053	58.352
12	15.775	22.440	20.321	58.536
13	15.785	22.901	20.153	58.839
14	16.128	23.174	20.093	59.395
15	15.751	22.523	20.173	58.447
16	16.113	22.662	20.072	58.847
17	15.811	23.093	20.415	59.319
18	15.811	22.781	20.293	58.885
19	15.847	23.066	20.333	59.246
20	15.966	22.952	20.665	59.583

67 Bryan STARING (WA) (6th)

1	20.697	22.545	20.020	1:03.262
2	15.788	22.155	19.926	57.869
3	15.701	22.103	19.859	57.663
4	15.643	22.180	19.854	57.677
5	15.547	22.235	19.962	57.744
6	15.513	22.231	19.984	57.728
7	15.675	22.263	20.168	58.106
8	15.738	22.283	20.106	58.127
9	15.747	22.351	20.150	58.248
10	15.609	22.592	20.081	58.282
11	15.650	22.463	20.160	58.273
12	15.782	22.419	20.173	58.374
13	15.761	22.464	20.172	58.397
14	16.333	22.499	20.153	58.985
15	15.673	22.549	20.483	58.705
16	15.897	22.612	20.280	58.789
17	15.968	22.459	20.098	58.525
18	15.697	22.499	20.047	58.243
19	15.726	22.593	20.304	58.623
20	15.727	22.555	20.176	58.458

65 Cru HALLIDAY (NSW) (4th)

1	20.165	22.409	19.991	1:02.565
2	15.514	22.052	19.762	57.328
3	15.621	22.247	19.801	57.669
4	15.374	22.097	19.802	57.273
5	15.543	22.272	20.145	57.960

78 Nathan SPITERI (VIC) (17th)

1	23.036	23.979	21.396	1:08.411
2	16.857	23.545	21.060	1:01.462
3	16.609	23.510	21.023	1:01.142
4	16.838	23.447	21.256	1:01.541
5	16.831	23.675	21.048	1:01.554
6	16.897	23.720	21.139	1:01.756

Scott Laing
 Chief Timekeeper - Scott Laing

Tom Williams
 Race Director - Tom Williams

Paul Hinds
 Clerk of Course - Paul Hinds



www.computime.com.au
 COMPUTIME RACE TIMING SYSTEMS PTY LTD





Wakefield Park Raceway

Round 3 : April 16 - 18



ALPINESTARS SUPERBIKE CHAMPIONSHIP



Race 2

Date: 18/04/21
 Event: R14
 Weather: Mostly sunny - Temp: 18.7C
 Track: Dry - Temp: 30.5C

Started at: 15:23:58
 Laps: 20
 Starters: 21
 Printed at: 16:12

PROVISIONAL SPLIT TIMES

Lap	Split 1	Split 2	Split 3	Lap Time	Lap	Split 1	Split 2	Split 3	Lap Time
7	17.193	23.545	21.323	1:02.061	19	15.804	22.601	20.456	58.861
8	16.970	23.796	21.209	1:01.975	20	15.897	22.723	20.984	59.604
9	16.756	23.718	21.210	1:01.684					
10	16.737	23.649	21.242	1:01.628					
11	16.866	23.886	21.440	1:02.192					
12	16.773	24.038	25.621	1:06.432					
13	16.950	24.082	23.110	1:04.142					
14	17.149	23.845	21.888	1:02.882					
15	16.981	24.314	21.469	1:02.764					
16	16.835	23.750	21.395	1:01.980					
17	16.719	23.773	21.295	1:01.787					
18	16.881	24.095	21.320	1:02.296					
19	17.176	24.156	21.600	1:02.932					
83 Lachlan EPIS (NSW) (8th)					85 Sash SAVIN (VIC) (DNF)				
1	20.393	22.609	20.105	1:03.107	1		56.256	21.714	1:17.970
2	15.609	22.116	20.082	57.807	2	17.118	24.004	<u>21.241</u>	<u>1:02.363</u>
3	15.609	22.121	20.082	57.812	3	17.134	<u>23.977</u>	21.521	1:02.632
4	15.503	<u>22.031</u>	<u>19.974</u>	<u>57.508</u>	4	17.501	24.407	21.537	1:03.445
5	<u>15.459</u>	22.152	20.045	57.656	5	17.211	24.426	21.411	1:03.048
6	15.522	22.143	20.206	57.871	6	<u>17.066</u>	24.159	21.356	1:02.581
7	15.617	22.203	20.211	58.031	333 Yannis SHAW (NSW) (14th)				
8	15.623	22.249	20.345	58.217	1	22.347	23.936	20.736	1:07.019
9	15.677	22.392	20.472	58.541	2	15.889	<u>22.786</u>	<u>20.282</u>	<u>58.957</u>
10	15.725	22.533	20.205	58.463	3	<u>15.790</u>	22.937	20.440	59.167
11	15.799	22.425	20.228	58.452	4	16.170	23.253	20.753	1:00.176
12	16.031	22.417	20.238	58.686	5	15.955	22.883	20.600	59.438
13	15.769	22.463	20.242	58.474	6	16.134	23.551	20.974	1:00.659
14	15.844	22.586	20.332	58.762	7	16.192	23.084	20.781	1:00.057
15	15.848	22.433	20.312	58.593	8	16.252	24.230	20.854	1:01.336
16	15.946	22.466	20.283	58.695	9	16.012	23.021	20.980	1:00.013
17	15.952	22.444	20.287	58.683	10	16.130	23.227	20.857	1:00.214
18	15.799	22.557	20.328	58.684	11	16.086	23.319	21.158	1:00.563
					12	16.104	23.178	21.074	1:00.356
					13	16.410	23.430	20.974	1:00.814
					14	16.270	23.407	20.924	1:00.601
					15	16.122	23.183	21.026	1:00.331
					16	16.259	23.340	20.780	1:00.379
					17	16.192	23.317	20.883	1:00.392
					18	16.201	23.173	21.631	1:01.005
					19	22.943	23.824	21.204	1:07.971

The results are provisional until the end of the time limit for protests and appeals.

Scott Laing
 Chief Timekeeper - Scott Laing

Tom Williams
 Race Director - Tom Williams

Paul Hinds
 Clerk of Course - Paul Hinds



www.computime.com.au
 COMPUTIME RACE TIMING SYSTEMS PTY LTD





Wakefield Park Raceway

Round 3 : April 16 - 18



ALPINESTARS SUPERBIKE CHAMPIONSHIP

Race 2



Date: 18/04/21
Event: R14
Weather: Mostly sunny - Temp: 18.7C
Track: Dry - Temp: 30.5C

Started at: 15:23:58
Laps: 20
Starters: 21
Printed at: 16:12

PROVISIONAL FASTEST LAPS SEQUENCE

Lap	Race Pos	No	Name	Machine	Fastest Lap	On Lap
1	1	1	Wayne MAXWELL (VIC)	Ducati V4R	1:01.550	1
2	1	1	Wayne MAXWELL (VIC)	Ducati V4R	56.966	2

The results are provisional until the end of the time limit for protests and appeals.

Chief Timekeeper - Scott Lang

Race Director - Tom Williams

Clerk of Course - Paul Hinds



www.computime.com.au
COMPUTIME RACE TIMING SYSTEMS PTY LTD





Wakefield Park Raceway

Round 3 : April 16 - 18



ALPINESTARS SUPERBIKE CHAMPIONSHIP



Race 2

Date: 18/04/21
 Event: R14
 Weather: Mostly sunny - Temp: 18.7C
 Track: Dry - Temp: 30.5C

Started at: 15:23:58
 Laps: 20
 Starters: 21
 Printed at: 16:12

PROVISIONAL LAP SHEET

No	Lap Time	Gap	No	Lap Time	Gap	No	Lap Time	Gap	No	Lap Time	Gap			
Lap 1			85	1:02.363	21.817	Lap 5			Lap 7					
1	1:01.550		1	57.097		1	57.254		1	57.185		17	57.343	1.299
46	1:01.654	.104	46	57.070	.216	46	57.300	.170	46	57.128	.426	65	57.725	5.404
17	1:01.902	.352	17	57.034	.473	17	57.156	.387	17	57.391	.859	14	57.717	5.836
65	1:02.565	1.015	65	57.669	1.949	65	57.960	2.706	65	57.681	4.051	67	58.248	8.152
14	1:02.750	1.200	14	57.551	2.207	14	57.646	2.821	14	57.781	4.549	83	58.541	8.278
83	1:03.107	1.557	83	57.812	3.113	83	57.656	3.801	83	58.031	5.552	32	58.204	8.796
67	1:03.262	1.712	67	57.663	3.181	67	57.744	4.126	67	58.106	5.809	61	58.235	9.340
32	1:03.750	2.200	32	57.693	3.483	32	57.988	4.704	32	58.197	6.883	3	58.704	15.681
61	1:04.072	2.522	61	57.608	3.927	61	58.065	5.343	61	58.088	7.260	13	58.364	15.982
21	1:04.527	2.977	12	58.282	6.019	12	58.592	8.612	3	58.470	11.760	12	59.261	17.062
12	1:04.832	3.282	12	58.334	6.164	3	58.609	8.692	12	59.078	12.141	16	59.272	20.218
3	1:04.932	3.382	3	59.063	7.225	13	58.168	9.491	13	58.723	12.280	2	59.913	1 lap
2	1:05.240	3.690	2	59.005	7.461	2	1:56.886	1 lap	16	59.511	15.661	333	1:00.013	28.550
13	1:05.728	4.178	13	59.680	7.567	16	58.712	11.156	16	59.511	15.661	37	1:01.107	33.847
16	1:05.998	4.448	21	58.674	7.697	333	59.438	14.668	37	1:00.753	26.066	11	1:01.208	38.378
333	1:07.019	5.469	16	59.167	9.530	37	1:00.517	18.639	11	1:01.459	29.806	78	1:01.684	43.314
37	1:07.301	5.751	333	59.167	9.530	11	1:01.767	21.302	78	1:02.061	33.687	33	1:02.025	52.829
11	1:08.329	6.779	37	1:00.253	11.977	78	1:01.554	24.021	33	1:02.713	42.595	Lap 10		
78	1:08.411	6.861	11	1:00.293	13.369	33	1:02.696	31.240	1	57.095		46	57.413	1.268
33	1:10.331	8.781	78	1:01.142	15.402	85	1:03.048	39.369	17	57.443	1.647	17	57.443	1.647
85	1:17.970	16.420	33	1:02.524	20.261	Lap 6			65	57.815	6.124	14	58.005	6.746
Lap 2			85	1:02.632	27.352	1	56.966		17	57.129	.923	67	58.282	9.339
1	56.966		Lap 4			46	57.279	.483	65	57.660	4.646	83	58.463	9.646
46	57.105	.243	1	57.222		17	57.232	.653	14	57.602	5.086	32	58.255	9.956
17	57.150	.536	46	57.130	.124	65	57.815	3.555	83	58.217	6.704	61	58.149	10.394
65	57.328	1.377	17	57.234	.485	14	58.098	3.953	67	58.127	6.871	13	58.475	17.362
14	57.519	1.753	65	57.273	2.000	83	57.871	4.706	32	57.741	7.559	3	59.027	17.613
83	57.807	2.398	14	57.444	2.429	67	57.728	4.888	61	57.877	8.072	12	59.328	19.295
67	57.869	2.615	83	57.508	3.399	32	58.133	5.871	3	59.249	13.944	16	59.449	22.572
32	57.653	2.887	67	57.677	3.636	61	57.980	6.357	13	59.370	14.585	2	59.511	1 lap
61	57.860	3.416	32	57.709	3.970	12	58.602	10.248	12	59.692	14.768	333	1:00.214	31.669
12	58.518	4.834	61	57.827	4.532	3	58.749	10.475	16	59.317	17.913	37	1:00.979	37.731
3	58.511	4.927	12	58.477	7.274	13	58.217	10.742	2	59.685	1 lap	11	1:01.405	42.688
21	58.973	4.984	3	58.395	7.337	16	59.145	13.335	333	1:01.336	25.504	78	1:01.628	47.847
2	58.535	5.259	13	58.338	8.577	2	1:04.439	1 lap	37	1:00.706	29.707	Lap 11		
13	58.341	5.553	16	59.223	9.698	333	1:00.659	18.361	11	1:01.396	34.137	1	57.270	
16	58.638	6.120	333	1:00.176	12.484	37	1:00.825	22.498	78	1:01.975	38.597	46	57.441	1.439
333	58.957	7.460	37	1:00.621	15.376	11	1:01.196	25.532	33	1:02.241	47.771	33	1:03.026	1 lap
37	1:00.036	8.821	11	1:00.642	16.789	78	1:01.756	28.811	Lap 9					
11	1:00.360	10.173	78	1:01.541	19.721	33	1:02.793	37.067	1	56.967		17	57.249	1.626
78	1:01.462	11.357	33	1:02.759	25.798	85	1:02.581	44.984	46	57.294	.950	65	57.800	6.654
33	1:03.019	14.834	85	1:03.445	33.575				14	58.250	7.726			

Scott Laing
 Chief Timekeeper - Scott Laing

Tom Williams
 Race Director - Tom Williams

Paul Hinds
 Clerk of Course - Paul Hinds





Wakefield Park Raceway

Round 3 : April 16 - 18



ALPINESTARS SUPERBIKE CHAMPIONSHIP



Race 2

Date: 18/04/21
 Event: R14
 Weather: Mostly sunny - Temp: 18.7C
 Track: Dry - Temp: 30.5C

Started at: 15:23:58
 Laps: 20
 Starters: 21
 Printed at: 16:12

PROVISIONAL LAP SHEET

No	Lap Time	Gap	No	Lap Time	Gap	No	Lap Time	Gap	No	Lap Time	Gap	No	Lap Time	Gap		
67	58.273	10.342	61	58.839	13.959	12	59.275	28.433	333	1:00.392	53.052	1	58.236	.086		
83	58.452	10.828	13	58.572	21.339	16	59.832	33.919				46	58.044	2.713		
32	58.223	10.909	3	58.828	21.966	2	1:00.078	1 lap	Lap 18							
61	58.352	11.476	12	59.115	24.610	333	1:00.331	47.358	1	57.449		65	59.178	13.971		
13	58.716	18.808	16	59.728	29.140	37	1:01.797	56.808	17	57.195	.865	37	1:00.480	1 lap		
3	59.016	19.359	2	59.642	1 lap	Lap 16					46	57.561	2.677	14	59.077	17.502
12	59.168	21.193	333	1:00.814	41.240	1	57.406		37	1:01.266	1 lap	67	58.458	19.392		
16	59.536	24.838	37	1:01.224	48.462	17	57.277	1.506	65	58.496	12.154	32	58.692	19.406		
2	59.513	1 lap	Lap 14					46	57.741	2.467	14	58.681	15.617	83	59.604	21.821
333	1:00.563	34.962	1	57.248		65	58.085	10.365	32	58.431	17.783	61	59.583	24.524		
37	1:00.997	41.458	17	57.519	1.936	14	58.574	13.431	67	58.243	18.128	13	58.748	28.994		
11	1:01.382	46.800	46	57.588	2.423	32	58.524	16.228	83	58.684	19.173	11	1:02.145	1 lap		
78	1:02.192	52.769	11	1:07.914	1 lap	11	1:03.197	1 lap	61	58.885	21.512	3	59.413	34.630		
Lap 12			65	58.203	9.079	67	58.789	16.480	11	1:01.675	1 lap	78	1:02.932	1 lap		
1	57.514		78	1:04.142	1 lap	83	58.695	16.926	13	58.634	27.101	12	1:00.690	40.000		
46	57.557	1.482	14	58.721	11.232	61	58.847	18.428	3	59.065	30.490	16	1:00.647	45.996		
17	57.556	1.668	67	58.985	13.958	78	1:02.764	1 lap	78	1:01.787	1 lap	33	1:02.063	1 lap		
33	1:02.589	1 lap	32	58.946	14.053	13	58.783	24.910	12	59.945	34.904	2	1:02.692	1 lap		
65	57.794	6.934	83	58.762	14.610	3	59.719	27.457	16	59.844	40.886					
14	58.084	8.296	61	59.395	16.106	12	59.585	30.612	2	1:00.630	1 lap					
67	58.374	11.202	33	1:03.969	1 lap	33	1:03.484	1 lap	333	1:01.005	56.608					
32	58.002	11.397	13	58.679	22.770	16	59.872	36.385	Lap 19							
83	58.686	12.000	3	58.820	23.538	2	1:00.529	1 lap	1	57.667		17	57.012	.210		
61	58.536	12.498	12	59.362	26.724	333	1:00.379	50.331	46	57.809	2.819	65	58.456	12.943		
13	58.851	20.145	16	59.761	31.653	Lap 17					37	1:01.523	1 lap			
3	58.671	20.516	2	59.920	1 lap	1	57.671		14	58.625	16.575	32	58.748	18.864		
12	59.194	22.873	333	1:00.601	44.593	17	57.284	1.119	67	58.623	19.084	67	58.623	19.084		
16	59.466	26.790	37	1:01.363	52.577	46	57.769	2.565	83	58.861	20.367	61	59.246	23.091		
2	59.752	1 lap	Lap 15					37	1:04.074	1 lap	13	58.962	28.396	13	58.962	28.396
333	1:00.356	37.804	1	57.566		65	58.413	11.107	83	58.683	17.938	11	1:02.365	1 lap		
37	1:00.672	44.616	17	57.265	1.635	14	58.625	14.385	3	59.088	28.874	3	1:00.544	33.367		
11	1:02.105	51.391	46	57.275	2.132	32	58.244	16.801	61	59.246	23.091	78	1:02.296	1 lap		
Lap 13			65	58.173	9.686	67	58.525	17.334	13	58.677	25.916	12	1:00.223	37.460		
1	57.378		11	1:03.397	1 lap	83	58.683	17.938	11	1:02.365	1 lap	16	1:00.280	43.499		
17	57.375	1.665	14	58.597	12.263	61	59.319	20.076	12	59.945	34.904	33	1:02.658	1 lap		
46	57.979	2.083	67	58.705	15.097	11	1:02.362	1 lap	2	1:00.821	1 lap					
78	1:06.432	1 lap	32	58.623	15.110	13	58.677	25.916	Lap 20							
65	58.568	8.124	83	58.593	15.637	78	1:01.980	1 lap	17	57.940						
14	58.841	9.759	78	1:02.882	1 lap	3	59.088	28.874								
33	1:02.793	1 lap	61	58.447	16.987	12	59.467	32.408								
67	58.397	12.221	13	58.329	23.533	33	1:01.931	1 lap								
32	58.336	12.355	33	1:03.656	1 lap	16	59.777	38.491								
83	58.474	13.096	3	59.172	25.144	2	59.968	1 lap								

The results are provisional until the end of the time limit for protests and appeals.

Scott Laing
 Chief Timekeeper - Scott Laing

Tom Williams
 Race Director - Tom Williams

Paul Hinds
 Clerk of Course - Paul Hinds



www.computime.com.au
 COMPUTIME RACE TIMING SYSTEMS PTY LTD





Wakefield Park Raceway

Round 3 : April 16 - 18



ALPINESTARS SUPERBIKE CHAMPIONSHIP

Race 2

Date: 18/04/21
 Event: R14
 Weather: Mostly sunny - Temp: 18.7C
 Track: Dry - Temp: 30.5C

Started at: 15:23:58
 Laps: 20
 Starters: 21
 Printed at: 16:12

PROVISIONAL LAP CHART

Name	Grid	1	2	3	4	5	6	7	8	9	10	11	12	13	14	15	16	17	18	19	20	Name
W. MAXWELL	17	46	46	46	46	46	46	46	46	46	46	46	46	17	17	17	17	17	17	17	17	T. HERFOSS
T. HERFOSS	17	46	46	46	46	46	46	46	46	46	46	46	46	17	17	17	17	17	17	17	17	W. MAXWELL
M. JONES	46	17	17	17	17	17	17	17	17	17	17	17	17	46	46	46	46	46	46	46	46	M. JONES
L. EPIS	83	65	65	65	65	65	65	65	65	65	65	65	65	65	65	65	65	65	65	65	65	C. HALLIDAY
C. HALLIDAY	65	14	14	14	14	14	14	14	14	14	14	14	14	14	14	14	14	14	14	14	14	G. ALLERTON
B. STARING	67	83	83	83	83	83	83	83	83	67	67	67	67	67	67	67	67	32	32	32	32	B. STARING
G. ALLERTON	14	67	67	67	67	67	67	67	67	83	83	83	32	32	32	32	67	67	67	67	32	O. BAYLISS
O. BAYLISS	32	32	32	32	32	32	32	32	32	32	32	32	83	83	83	83	83	83	83	83	83	L. EPIS
J. WATERS	21	61	61	61	61	61	61	61	61	61	61	61	61	61	61	61	61	61	61	61	61	A. SISSIS
A. SISSIS	61	21	12	12	12	12	12	3	3	3	13	13	13	13	13	13	13	13	13	13	13	A. WEST
M. WALTERS	12	12	3	3	3	3	3	12	13	13	3	3	3	3	3	3	3	3	3	3	3	J. METCHER
J. METCHER	3	3	21	2	13	13	13	13	12	12	12	12	12	12	12	12	12	12	12	12	12	M. WALTERS
M. CHIDO	2	2	2	13	16	16	16	16	16	16	16	16	16	16	16	16	16	16	16	16	16	L. JHONSTON
L. JHONSTON	16	13	13	21	333	333	333	333	333	333	333	333	333	333	333	333	333	333	333	333	333	L. JHONSTON
A. WEST	13	16	16	16	37	37	37	37	37	37	37	37	37	37	37	37	37	37	37	37	37	A. WEST
A. MORRIS	64	333	333	333	11	11	11	11	11	11	11	11	11	11	11	11	11	11	11	11	11	A. MORRIS
Y. SHAW	333	37	37	37	78	78	78	78	78	78	78	78	78	78	78	78	78	78	78	78	78	Y. SHAW
B. McINTYRE	62	11	11	11	33	33	33	33	33	33	33	33	33	33	33	33	33	33	33	33	33	B. McINTYRE
M. EDWARDS	37	78	78	78	85	85	85	2	2	2	2	2	2	2	2	2	2	2	2	2	2	M. EDWARDS
P. CZAJ	11	33	33	33	2	2	2															P. CZAJ
N. SPITERI	78	85	85	85																		N. SPITERI
S. SAVIN	85																					S. SAVIN
H. McMURRAY	33																					H. McMURRAY

The results are provisional until the end of the time limit for protests and appeals.

Scott Lang
 Chief Timekeeper - Scott Lang

Tom Williams
 Race Director - Tom Williams

Paul Hinds
 Clerk of Course - Paul Hinds



www.computime.com.au
 COMPUTIME RACE TIMING SYSTEMS PTY LTD





Wakefield Park Raceway

Round 3 : April 16 - 18



ALPINESTARS SUPERBIKE CHAMPIONSHIP

Race 2

Date: 18/04/21
 Event: R14
 Weather: Mostly sunny - Temp: 18.7C
 Track: Dry - Temp: 30.5C

Started at: 15:23:58
 Laps: 20
 Starters: 21
 Printed at: 16:12

PROVISIONAL BEST PARTIAL TIMES

Pos	Split 1		Split 2		Split 3		LAP		
	Name	Time	Name	Time	Name	Time	Name	Ideal	Fastest
1	T. HERFOSS	15.280	W. MAXWELL	21.868	M. JONES	19.577	W. MAXWELL	56.825	56.966
2	W. MAXWELL	15.314	M. JONES	21.961	W. MAXWELL	19.643	M. JONES	56.899	57.070
3	M. JONES	15.361	T. HERFOSS	21.980	T. HERFOSS	19.677	T. HERFOSS	56.937	57.012
4	C. HALLIDAY	15.374	L. EPIS	22.031	O. BAYLISS	19.742	C. HALLIDAY	57.188	57.273
5	G. ALLERTON	15.414	C. HALLIDAY	22.052	C. HALLIDAY	19.762	G. ALLERTON	57.333	57.444
6	L. EPIS	15.459	G. ALLERTON	22.064	B. STARING	19.854	L. EPIS	57.464	57.508
7	O. BAYLISS	15.494	B. STARING	22.103	G. ALLERTON	19.855	B. STARING	57.470	57.663
8	B. STARING	15.513	A. SISSIS	22.139	A. SISSIS	19.865	O. BAYLISS	57.505	57.653
9	A. SISSIS	15.602	A. WEST	22.190	L. EPIS	19.974	A. SISSIS	57.606	57.608
10	A. WEST	15.653	O. BAYLISS	22.269	J. METCHER	20.098	A. WEST	58.024	58.168
11	J. METCHER	15.655	J. METCHER	22.357	L. JHONSTON	20.122	J. METCHER	58.110	58.334
12	M. WALTERS	15.718	M. WALTERS	22.412	M. WALTERS	20.150	M. WALTERS	58.280	58.282
13	J. WATERS	15.790	M. CHIODO	22.430	M. CHIODO	20.175	L. JHONSTON	58.472	58.638
14	Y. SHAW	15.790	L. JHONSTON	22.547	A. WEST	20.181	M. CHIODO	58.527	58.535
15	L. JHONSTON	15.803	J. WATERS	22.589	J. WATERS	20.270	J. WATERS	58.649	58.973
16	M. CHIODO	15.922	Y. SHAW	22.786	Y. SHAW	20.282	Y. SHAW	58.858	58.957
17	M. EDWARDS	16.096	P. CZAJ	23.082	M. EDWARDS	20.667	M. EDWARDS	59.992	1:00.036
18	P. CZAJ	16.307	M. EDWARDS	23.229	P. CZAJ	20.710	P. CZAJ	1:00.099	1:00.293
19	H. McMURRAY	16.542	N. SPITERI	23.447	N. SPITERI	21.023	N. SPITERI	1:01.079	1:01.142
20	N. SPITERI	16.609	H. McMURRAY	23.914	S. SAVIN	21.241	H. McMURRA	1:01.826	1:01.931
21	S. SAVIN	17.066	S. SAVIN	23.977	H. McMURRAY	21.370	S. SAVIN	1:02.284	1:02.363

The results are provisional until the end of the time limit for protests and appeals.

Scott Laing
 Chief Timekeeper - Scott Laing

Tom Williams
 Race Director - Tom Williams

Paul Hinds
 Clerk of Course - Paul Hinds



www.computime.com.au
 COMPUTIME RACE TIMING SYSTEMS PTY LTD





Wakefield Park Raceway

Round 3 : April 16 - 18



AUSTRALIAN SUPERBIKE CHAMPIONSHIP PROVISIONAL ROUND POINTS



AUSTRALIAN SUPERBIKE CHAMPIONSHIP

Pos	No	Name	Rnd 3 Pole	Rnd 3 Race 1	Rnd 3 Race 2	Total
1	1	Wayne MAXWELL	1	25	20	46
2	17	Troy HERFOSS		20	25	45
3	46	Mike JONES		18	18	36
4	65	Cru HALLIDAY		17	17	34
5	14	Glenn ALLERTON		16	16	32
6	67	Bryan STARING		15	15	30
7	83	Lachlan EPIS		12	13	25
8	13	Anthony WEST		13	11	24
9	12	Matt WALTERS		14	9	23
10	3	Jed METCHER		10	10	20
11	16	Luke JHONSTON		9	8	17
12	32	Oli BAYLISS			14	14
13	61	Arthur SISSIS		2	12	14
14	333	Yannis SHAW		7	7	14
15	2	Mark CHIODO		11	2	13
16	37	Michael EDWARDS		6	6	12
17	11	Philip CZAJ		5	5	10
18	78	Nathan SPITERI		4	4	8
19	21	Josh WATERS		8		8
20	33	Hamish McMURRAY		1	3	4
21	85	Sash SAVIN		3		3

AUSTRALIAN SUPERBIKE CHAMPIONSHIP - MANUFACTURERS

Pos	No	Name	Rnd 3 Pole	Rnd 3 Race 1	Rnd 3 Race 2	Total
1		Yamaha		76	71	147
2		Ducati	1	43	52	96
3		Kawasaki		38	27	65
4		BMW		28	29	57
5		Honda		20	25	45
6		Suzuki		11	11	22

Chief Timekeeper - Scott Laing

Race Director - Tom Williams

Clerk of Course - Paul Hinds



www.computime.com.au
COMPUTIME RACE TIMING SYSTEMS PTY LTD





Wakefield Park Raceway

Round 3 : April 16 - 18



ASBK.COM.AU f t i y


AUSTRALIAN SUPERBIKE CHAMPIONSHIP PROVISIONAL PROGRESSIVE CHAMPIONSHIP POINTS


AUSTRALIAN SUPERBIKE CHAMPIONSHIP


Pos	No	Name	Rnd 2 Wint	Rnd 3 Pole	Rnd 3 Race 1	Rnd 3 Race 2	Total
1	1	Wayne MAXWELL	45	1	25	20	91
2	17	Troy HERFOSS	36		20	25	81
3	46	Mike JONES	38		18	18	74
4	65	Cru HALLIDAY	31		17	17	65
5	14	Glenn ALLERTON	32		16	16	64
6	67	Bryan STARING	24		15	15	54
7	3	Jed METCHER	27		10	10	47
8	61	Arthur SISSIS	32		2	12	46
9	32	Oli BAYLISS	31			14	45
10	12	Matt WALTERS	19		14	9	42
11	83	Lachlan EPIS	11		12	13	36
12	21	Josh WATERS	19		8		27
13	13	Anthony WEST			13	11	24
14	37	Michael EDWARDS	10		6	6	22
15	2	Mark CHIODO	9		11	2	22
16	333	Yannis SHAW	7		7	7	21
17	78	Nathan SPITERI	12		4	4	20
18	16	Luke JHONSTON			9	8	17
19	28	Aiden WAGNER	15				15
20	64	Aaron MORRIS	14				14
21	11	Philip CZAJ			5	5	10
22	33	Hamish McMURRAY			1	3	4
23	85	Sash SAVIN			3		3

AUSTRALIAN SUPERBIKE CHAMPIONSHIP - MANUFACTURERS

Pos	No	Name	Rnd 2 Wint	Rnd 3 Pole	Rnd 3 Race 1	Rnd 3 Race 2	Total
1		Yamaha	138		76	71	285
2		Ducati	114	1	43	52	210
3		Kawasaki	62		38	27	127
4		BMW	43		28	29	100
5		Honda	35		20	25	80
6		Suzuki	19		11	11	41


Chief Timekeeper - Scott Laing


Race Director - Tom Williams


Clerk of Course - Paul Hinds



www.computime.com.au
COMPUTIME RACE TIMING SYSTEMS PTY LTD





Wakefield Park Raceway

Round 3 : April 16 - 18



ALPINESTARS SUPERBIKE CHAMPIONSHIP



ASBK.COM.AU f t i y

Date: 18/04/21

Event: R14

Weather: Mostly sunny - Temp: 18.7C

Track: Dry - Temp: 30.5C

Race 2

Started at: 15:23:58

Laps: 20


Starters: 21

Printed at: 16:12

PROVISIONAL RACE INFORMATION

Time	Description
15:10:02	Pit exit open - closes in 3:00
15:13:01	Pit exit closed / Bikes on grid / Warm up lap in 9:00
15:18:51	TRACK TEMPS: Finish - 30.5C / Int 1 - 29.3C / Int 2 - 26.3C
15:22:10	WARM UP LAP STARTED
15:23:58	Event Start
15:26:51	NO JUMP STARTS
15:27:28	Rider 2 (Mark CHiodo) CRASHED TURN 2 - RIDER UP
15:27:57	Rider 2 (Mark CHiodo) RESUMED
15:28:19	Rider 21 (Josh WATERS) ENTERED PITS
15:33:35	TRACK TEMPS: Finish: 28.5C / Int 1 - 27.5C / Int 2 - 24.4C
15:43:09	Chequered Flag
15:44:31	Video review in progress for position 6 / 7
15:44:40	Event Finish
15:45:51	Positions confirmed


The results are provisional until the end of the time limit for protests and appeals.



Chief Timekeeper - Scott Lang



Race Director - Tom Williams



Clerk of Course - Paul Hinds



www.computime.com.au
COMPUTIME RACE TIMING SYSTEMS PTY LTD

